

EAST GREENWICH

POPULATION **13,124**

HOUSEHOLDS **5,039**

78% OWN

22% RENT

MEDIAN SINGLE-FAMILY HOME PRICE

\$406,000

Assumed down payment
\$14,210


Mortgage amount
\$391,790

Monthly housing payment
\$3,283

\$131,308

Income needed to afford this

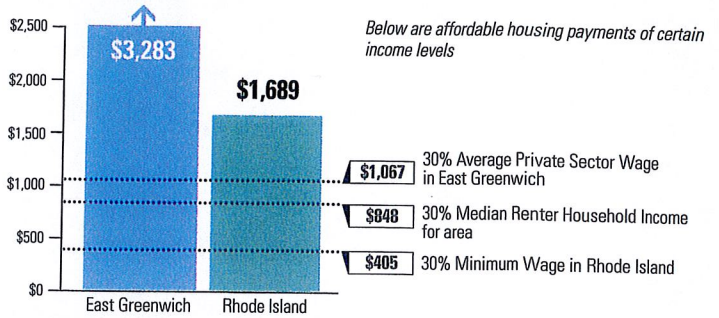
MEDIAN HOME PRICE: COMPARISON



AFFORDABILITY

Housing is considered affordable when a household spends 30% or less of its income on housing costs.

OWNERS: MONTHLY COST OF MEDIAN PRICE HOME



COST BURDENED OWNERS: 31% | Rhode Island: 35%
A household is considered burdened if it spends more than 30% of its income on housing costs


AVERAGE 2-BEDROOM RENT

\$1,358


\$54,320

Income needed to afford this

RENTAL / 2BR: COMPARISON



RENTERS: MONTHLY COST OF AVERAGE 2BR



COST BURDENED RENTERS: 41% | Rhode Island: 51%
A household is considered burdened if it spends more than 30% of its income on housing costs

HOUSING STOCK

East Greenwich: 5,377

Rhode Island: 462,516

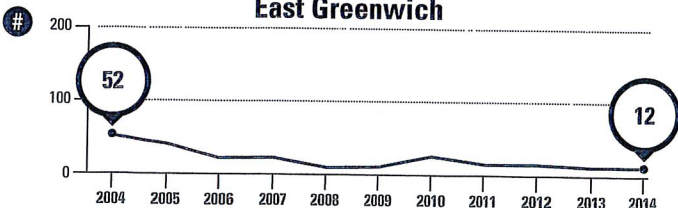
Multi-family **26%**
44%

Single-family **74%**
56%

Affordable Housing **4.3%**
% of year-round housing stock
8.3%

ANNUAL BUILDING PERMITS: Total Units Authorized

East Greenwich



Rhode Island

